

Lake County FPD

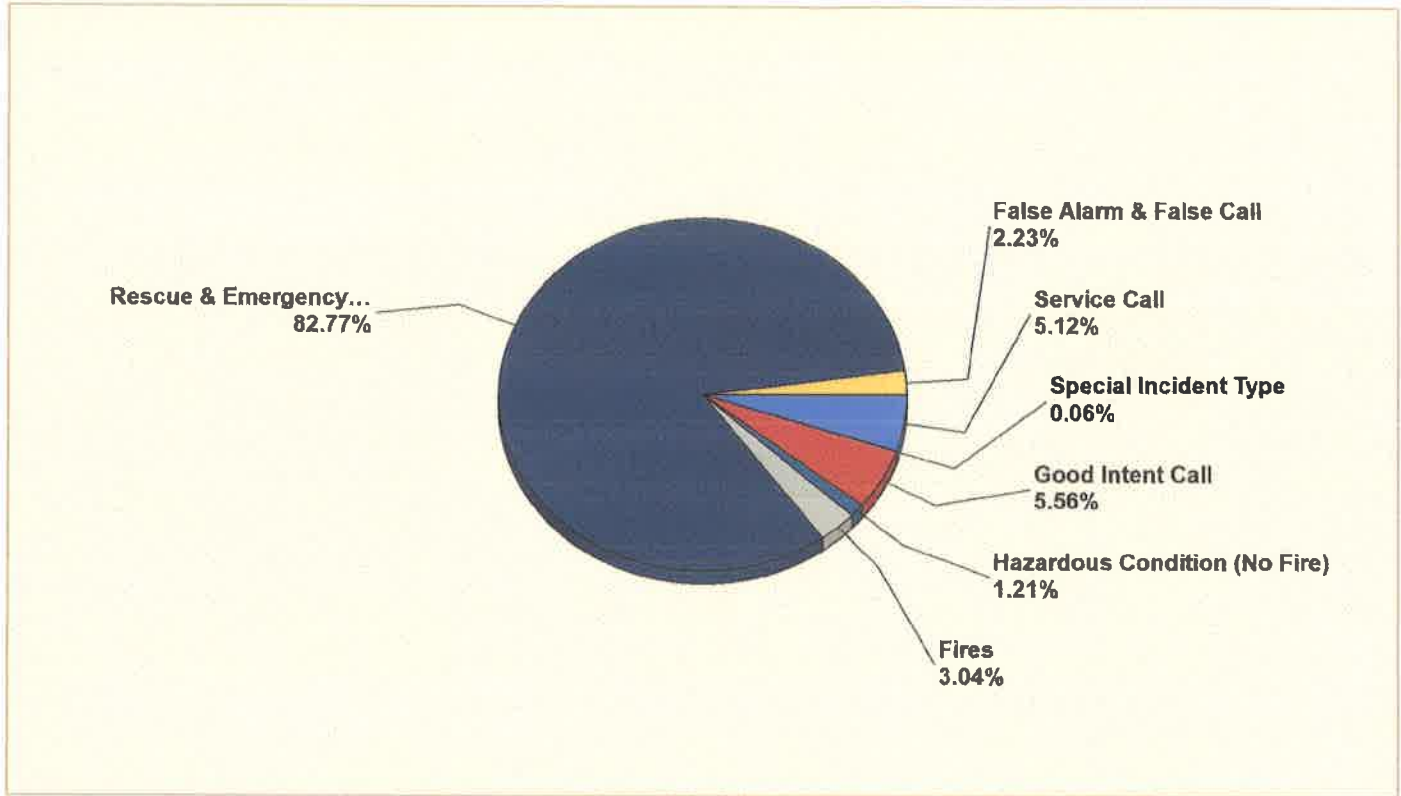
Clearlake, CA

This report was generated on 9/19/2018 11:29:56 AM

01/18 → 8/18

Breakdown by Major Incident Types for Date Range

Zone(s): All Zones | Start Date: 01/01/2018 | End Date: 08/31/2018



MAJOR INCIDENT TYPE	# INCIDENTS	% of TOTAL
Fires	98	3.04%
Rescue & Emergency Medical Service	2667	82.77%
Hazardous Condition (No Fire)	39	1.21%
Service Call	165	5.12%
Good Intent Call	179	5.56%
False Alarm & False Call	72	2.23%
Special Incident Type	2	0.06%
TOTAL	3222	100.00%

Only REVIEWED incidents included. Summary results for a major incident type are not displayed if the count is zero.



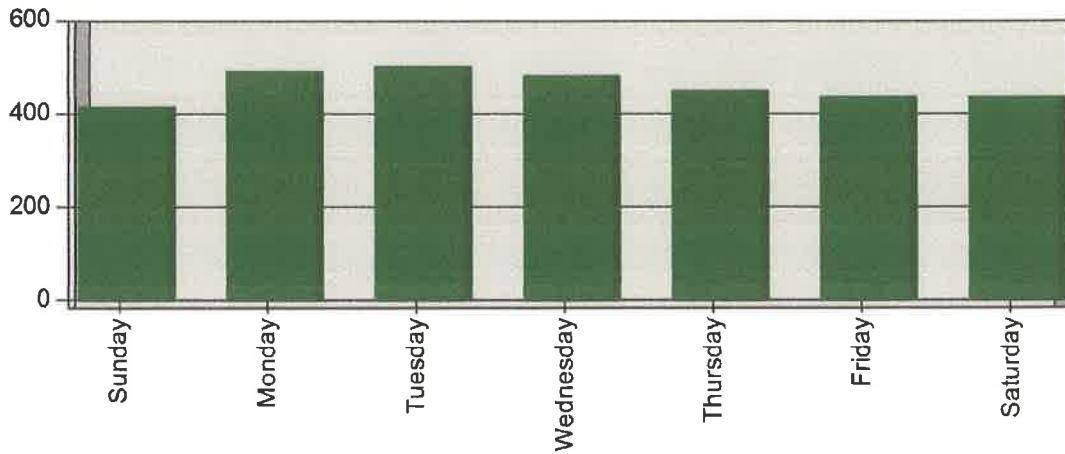
Lake County FPD

Clearlake, CA


This report was generated on 9/19/2018 11:21:50 AM

Incidents by Day of the Week for Date Range

Start Incident Type: 100 | End Incident Type: 911 | Start Date: 01/01/2018 | End Date: 08/31/2018



DAY OF THE WEEK	# INCIDENTS
Sunday	416
Monday	492
Tuesday	504
Wednesday	483
Thursday	452
Friday	438
Saturday	437
TOTAL	3222



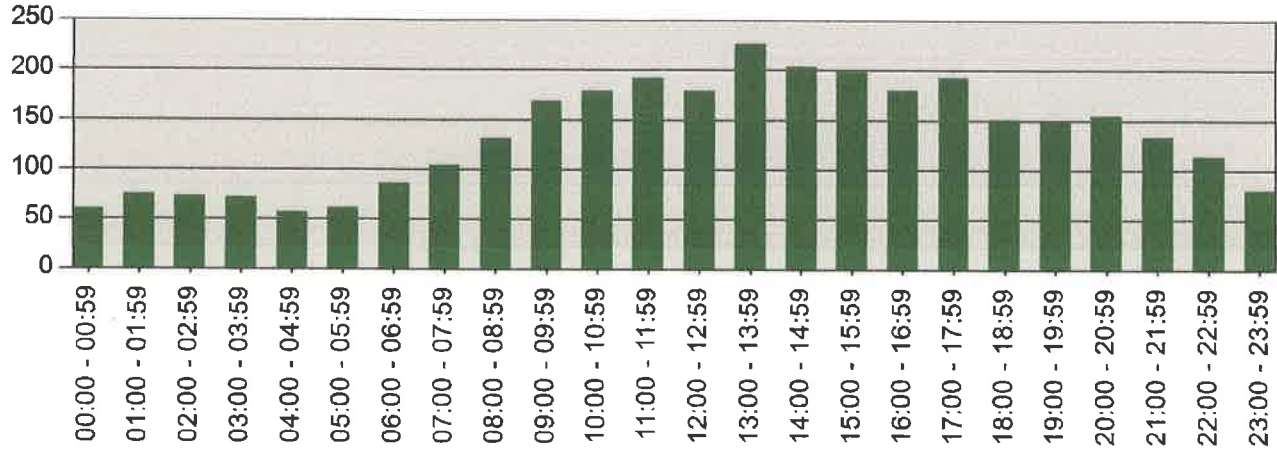
Lake County FPD

Clearlake, CA

This report was generated on 9/19/2018 11:16:42 AM

Incidents by Hour for Station for Date Range

Station: All Stations | Start Date: 01/01/2018 | End Date: 08/31/2018



HOUR	# INCIDENTS
00:00 - 00:59	60
01:00 - 01:59	75
02:00 - 02:59	73
03:00 - 03:59	72
04:00 - 04:59	57
05:00 - 05:59	61
06:00 - 06:59	86
07:00 - 07:59	104
08:00 - 08:59	131
09:00 - 09:59	169
10:00 - 10:59	179
11:00 - 11:59	192
12:00 - 12:59	179
13:00 - 13:59	227
14:00 - 14:59	204
15:00 - 15:59	199
16:00 - 16:59	180
17:00 - 17:59	193
18:00 - 18:59	151
19:00 - 19:59	148
20:00 - 20:59	155
21:00 - 21:59	133
22:00 - 22:59	114
23:00 - 23:59	80

Only REVIEWED incidents included.